

### Device Control

The best solution to manage and track wearable scanners

- Optimize asset utilization to maximize ROI
- Spend less time managing devices
- Keep track of devices & avoid costly scanner replacements

INSIGHT  
Control

### Enhanced Capture

The most comprehensive solution for smarter scanning operations

- Capture barcodes faster with fewer errors in complex tasks
- Document processes with images
- Optimize scan productivity with clear, actionable insights

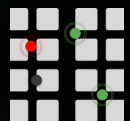
INSIGHT  
Enhance

### Warehouse Productivity

The visual and real-time solution for warehouse efficiency - no tinkering or WMS changes needed

- Benchmark and compare performance with ease
- Boost ROI with better layouts and less manual reporting
- Optimize your resource allocation
- Spot inefficient walking paths and congestion zones

INSIGHT  
Warehouse 360




### Device Utilization

Ensure your devices are actively being used, correctly allocated, and performing as expected.




### Device Management

Remotely monitor and manage your fleet by ensuring all devices are updated, properly configured, and proactively checked for potential issues.



### Lost & Found

Quickly locate misplaced devices and reduce shrinkage across your operations.



### Gatekeeper & Warehouse Zoning

Define access rules (no-go and use-case zones) and create dedicated zones for specific workflows to prevent accidents, reduce operational errors, and further minimize device loss.

## INSIGHT Control

## INSIGHT Control +



### Advanced Scanning

Increase efficiency by capturing many items in a single scan and scanning the most complex labels without errors in one go—increasing capture speed by 5x.



### Photo Documentation

Document outgoing palettes or broken boxes without interrupting workflows.



### Scan Analytics

Understand process usage & get automatic insights on how to optimize your scanning efficiency. Also includes API access to your scan data.

## INSIGHT Enhance

## INSIGHT Enhance +



### Warehouse KPIs

Gain insights into cost structure and ergonomics with reliable KPIs, blending data from the WMS and ProGlove scanners.



### Layout Visibility

Optimize the use of space and item placement to improve ergonomics and reduce costs due to layout inefficiencies.



### Workload Visibility

Understand optimal workload allocation and improve scheduling decisions with real-time fluctuation alerts.



### Process Visibility

Identify outliers, detect congestions, check for workflow compliance, and gain visibility into optimal walking paths.

## INSIGHT Warehouse 360



Get in touch today and discover your **personalized ROI**.  
Reach out to [info@proglove.com](mailto:info@proglove.com)

**PROGLOVE** X